

Customer Information Sheet

DRAWING No.: M22-533XX05

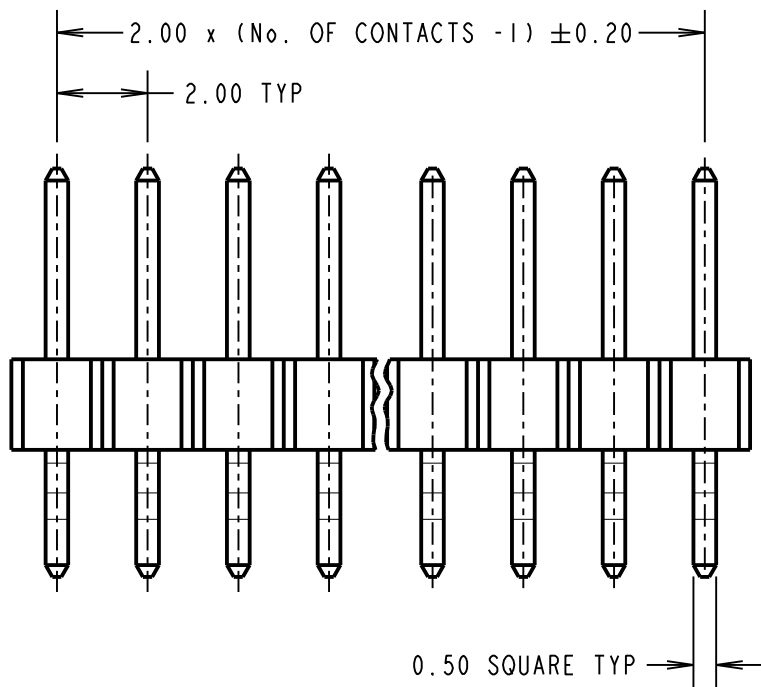
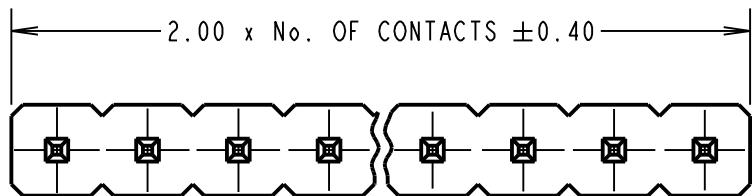
IF IN DOUBT - ASK



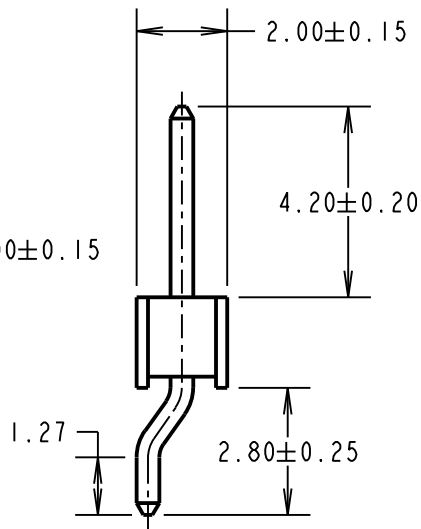
NOT TO SCALE

THIRD ANGLE PROJECTION

ALL DIMENSIONS IN mm

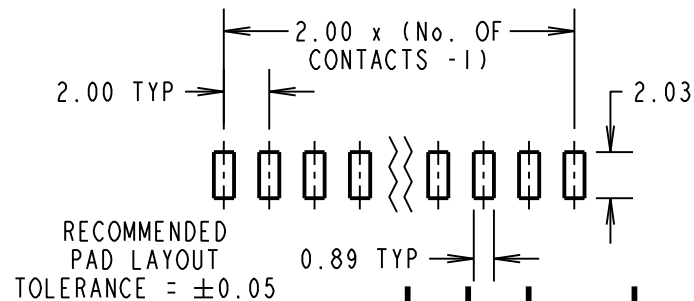


ORDER CODE:
M22-533XX05
No. OF CONTACTS:
02 TO 40



SPECIFICATION:

MATERIAL:
MOULDING = PA6T UL94V-0, BLACK
CONTACT = BRASS
FINISH:
CONTACT = GOLD FLASH OVER NICKEL
ELECTRICAL:
CURRENT RATING = 1.5A
CONTACT RESISTANCE = 20mΩ MAX
INSULATION RESISTANCE = 1000 MΩ MIN
DIELECTRIC STRENGTH = 500V AC/DC MINUTE
ENVIRONMENTAL:
TEMPERATURE RANGE = -40°C TO +105°C
PACKING: BOX
FOR COMPLETE SPECIFICATION, SEE COMPONENT SPECIFICATION C018XX (LATEST ISSUE)



SB	4	30.10.12	11735
NAME	ISS.	DATE	C/NOTE
APPROVED:		S.BENNETT	
CHECKED:		S.FLOWER	
DRAWN:		J.EVANS	
CUSTOMER REF.:			
ASSEMBLY DRG:			

HARWIN

www.harwin.com
technical@harwin.com

THIS DRAWING AND ANY INFORMATION OR DESCRIPTIVE MATTER SET OUT HEREON ARE CONFIDENTIAL AND COPYRIGHT PROPERTY OF THE HARWIN GROUP AND MUST NOT BE DISCLOSED, LOANED, COPIED OR USED FOR MANUFACTURING, TENDERING OR FOR ANY OTHER PURPOSE WITHOUT THEIR WRITTEN PERMISSION.

TOLERANCES
X. = ±1mm
X.X = ±0.25mm
X.XX = ±0.10mm
X.XXX = ±0.01mm
ANGLES = ±5°
UNLESS STATED

MATERIAL:

SEE ABOVE

FINISH: SEE ABOVE

S/AREA: mm²

TITLE:

2.00mm PITCH SIL HORIZONTAL SMT PIN HEADER ASSEMBLY

DRAWING NUMBER:

M22-533XX05

SHT
2 OF 2