

Customer Information Sheet

DRAWING No.: M80-5S2XXXXMC

SHEET 2 OF 2

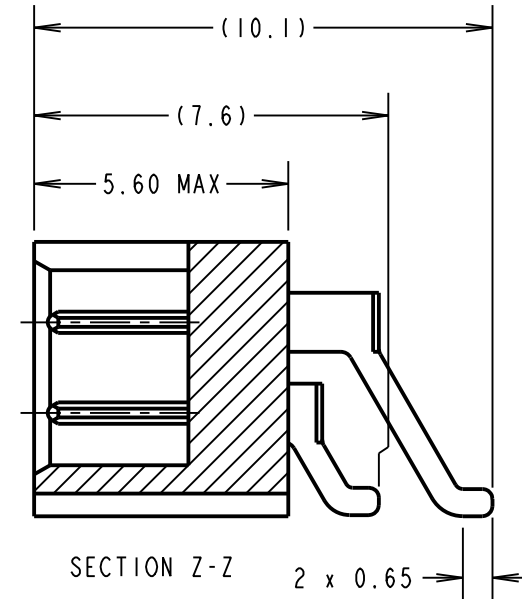
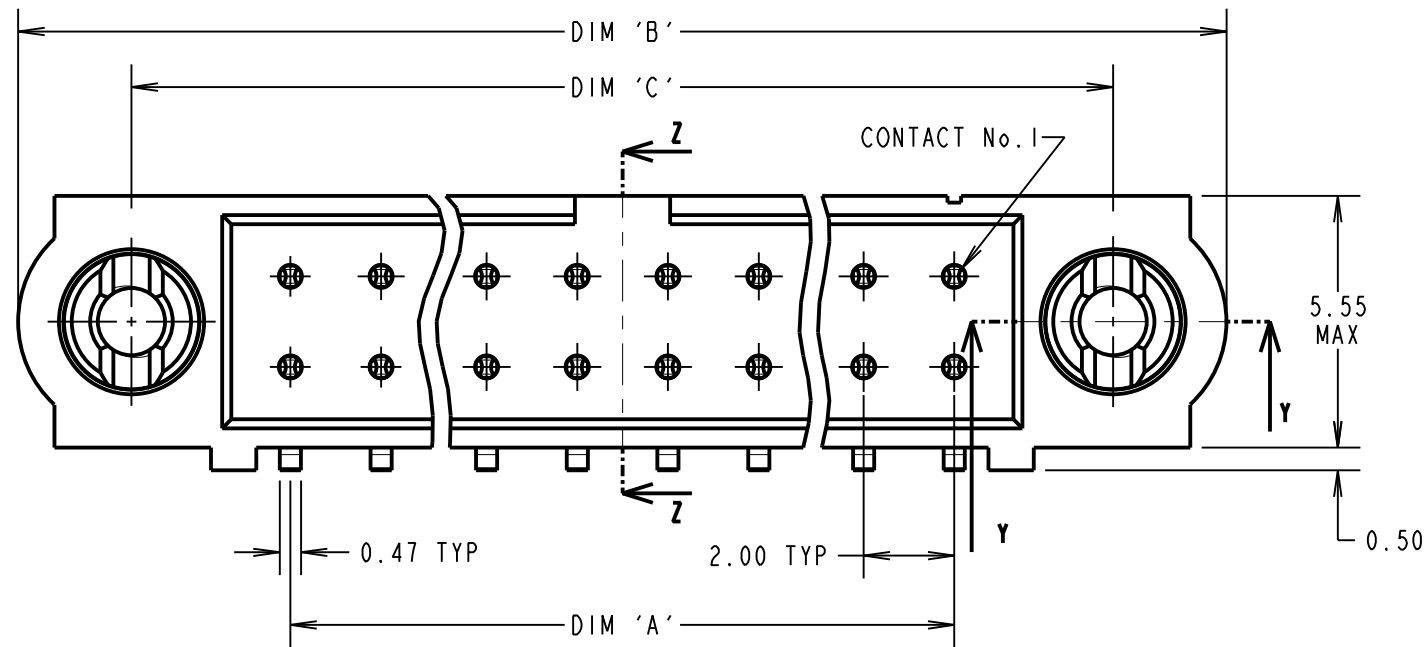
IF IN DOUBT - ASK

©

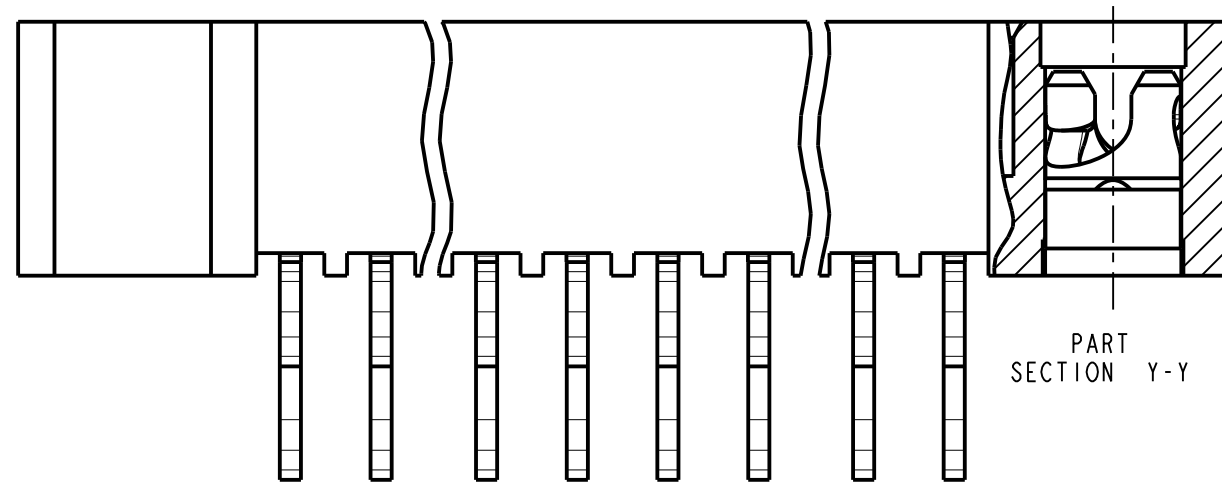
NOT TO SCALE

THIRD ANGLE PROJECTION

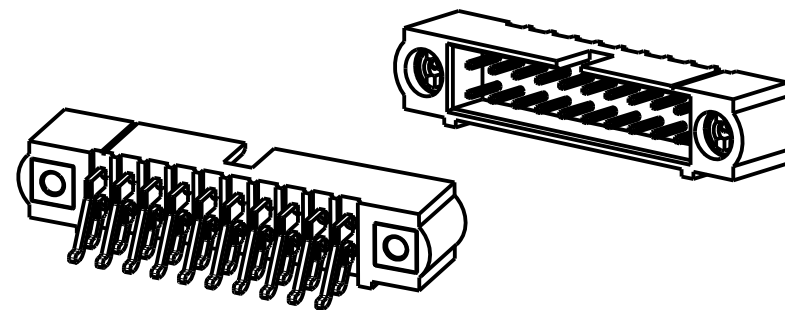
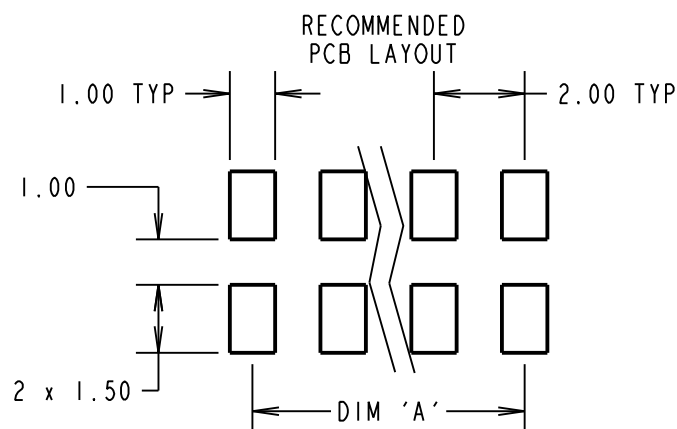
ALL DIMENSIONS IN mm



SPECIFICATIONS:
MATERIAL:
 MOULDING = GLASS-FILLED PPS, UL94V-0, BLACK
 CONTACT = COPPER ALLOY
 101LOK RETAINER = STAINLESS STEEL
FINISH:
 22 = 0.75µ GOLD ON CONTACT AREA, 0.3µ 90/10 TIN/LEAD ON TAILS
 42 = 0.75µ GOLD ON CONTACT AREA, 0.3µ 100% TIN OVER NICKEL ON TAILS
ELECTRICAL:
 CURRENT RATING AT 25°C = 3.0A MAX
 CURRENT RATING AT 85°C = 2.2A MAX
 WORKING VOLTAGE = 120V AC/DC
 VOLTAGE PROOF = 360V AC/DC
 CONTACT RESISTANCE = 25 mΩ MAX
 INSULATION RESISTANCE = 100 MΩ MIN
MECHANICAL:
 DURABILITY = 500 OPERATIONS
ENVIRONMENTAL:
 TEMPERATURE RANGE = -55°C TO +125°C
PACKING:
 TUBE
 FOR COMPLETE SPECIFICATION, SEE COMPONENT SPECIFICATION C005XX (LATEST ISSUE)



DIMENSION	CALCULATION
DIM 'A'	TOTAL No. OF CONTACTS - 2
DIM 'B'	TOTAL No. OF CONTACTS + 10
DIM 'C'	TOTAL No. OF CONTACTS + 5
EXAMPLE: CONNECTOR WITH 20 CONTACTS, GOLD ON CONTACT AREA AND 100% TIN OVER NICKEL ON TAIL, M80-5S22042MC	
DIM 'A' = 18.00mm, DIM 'B' = 30.00mm, DIM 'C' = 25.00mm	



ORDER CODE: **M80-5S2XXXXMC**

TOTAL No. OF CONTACTS _____
 04 TO 50
 (EVEN NUMBERS ONLY)

FINISH CODE _____
 22 - GOLD ON CONTACT AREA / TIN/LEAD ON TAIL
 42 - GOLD ON CONTACT AREA / 100% TIN ON TAIL

SM	2	19.07.11	11382
NAME	ISS.	DATE	C/NOTE
APPROVED: S. MCCULLAGH			
CHECKED: M. G. PLESTED			
DRAWN: R. ADDE			
CUSTOMER REF.:			
ASSEMBLY DRG:			

HARWIN

HARWIN USA
 TEL: 603 893 5376
 FAX: 603 893 5396
 mis@harwin.com

HARWIN Europe (UK)
 TEL: 023 9231 4545
 FAX: 023 9231 4590
 mis@harwin.co.uk

HARWIN Asia
 TEL: +65 6 779 4909
 FAX: +65 6 779 3868
 mis@harwin.com.sg

THIS DRAWING AND ANY INFORMATION OR DESCRIPTIVE MATTER SET OUT HEREON ARE CONFIDENTIAL AND COPYRIGHT PROPERTY OF THE HARWIN GROUP AND MUST NOT BE DISCLOSED, LOANED, COPIED OR USED FOR MANUFACTURING, TENDERING OR FOR ANY OTHER PURPOSE WITHOUT THEIR WRITTEN PERMISSION.

TOLERANCES
 X. = ±1mm
 X.X = ±0.25mm
 X.XX = ±0.10mm
 X.XXX = ±0.01mm
 ANGLES = ±5°
 UNLESS STATED

MATERIAL:
 SEE ABOVE

FINISH:
 SEE ABOVE

S/AREA:
 mm²

TITLE: JACKSCREW DATAMATE DIL HORIZONTAL SMT MALE ASSEMBLY

DRAWING NUMBER:
M80-5S2XXXXMC

SHT 2 OF 2